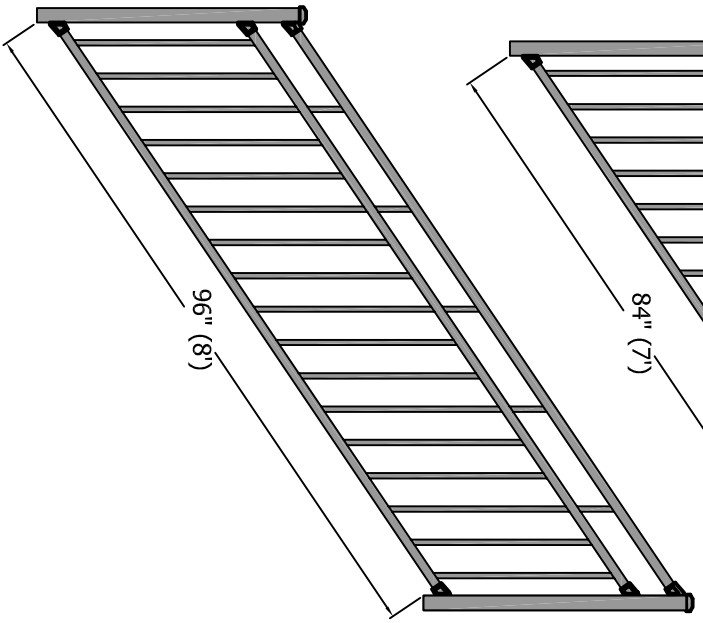
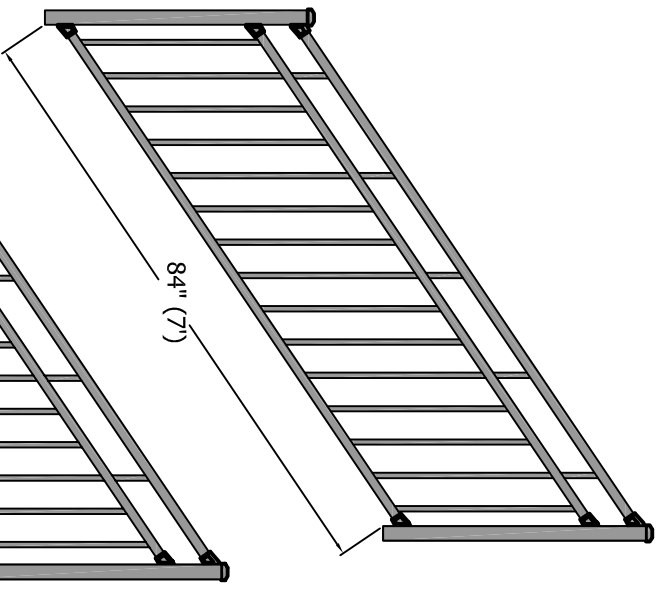
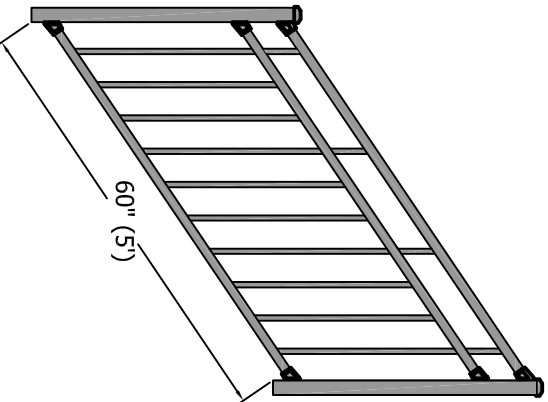
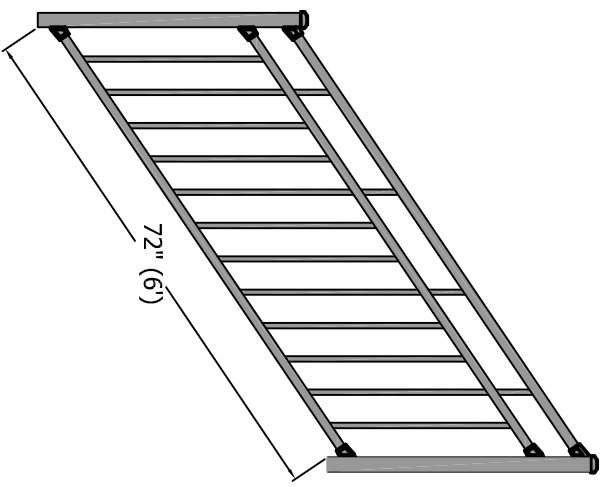
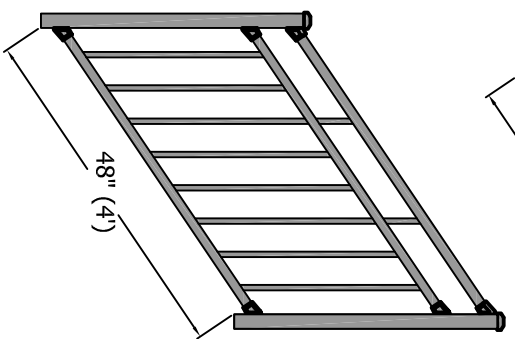
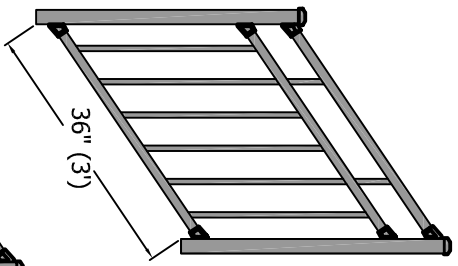


Riviera III Stair Sections

(Style C33)

REV.	LOC.	REVISION	DATE



NOTE:
 Sections are available 36" and 42" tall
 Straight sections and stair section horizontal rails are aligned
 Railing is shown at 36" tall
 Stair sections are shown at 34°
 Distance between pickets is 3.875" (3 7/8")
 End spacing for sections is NOT equal to picket spacing
 Distance between top and mid rail is 3.875" (3 7/8")

4

3

2

1

		3446 US 6 EAST Bremen, IN 46506	
FINISH:			
SHEET SIZE = C		DRAWN BY: wjm	
SCALE = none		DATE DRAWN: 12-01-2009	
STANDARD TOLERANCES:		LOC ACAD: z:/projects/projects 2009/CA0	
.00 ±.01 FRACTIONS:		Riviera Alternate 2 Picket Top	
ANG. ±.5° ±1/8"		LOC PDF: z:/projects/projects 2009/CA0	
DRAFT: 20091202-2		PART NAME: C33 stair section drawings	
		REV.	

A

B

C

D