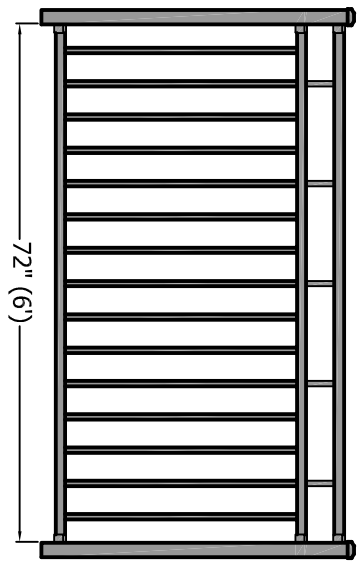
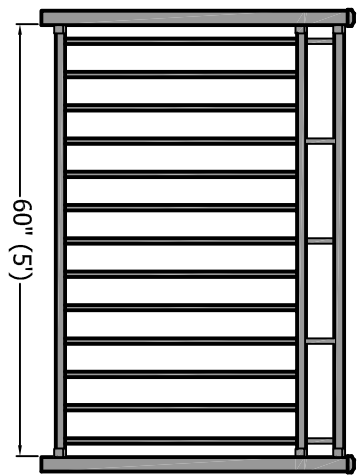
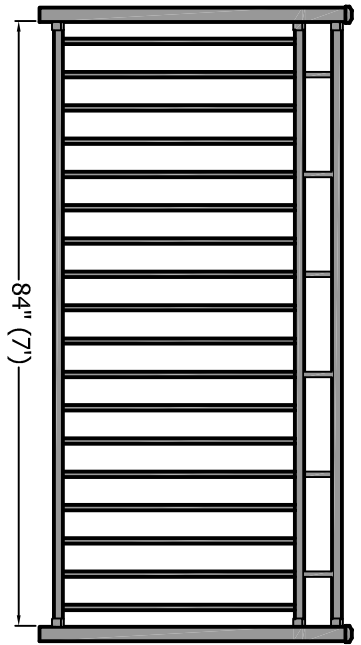
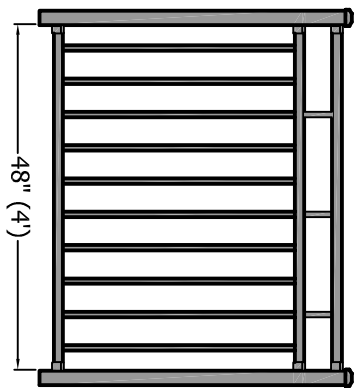
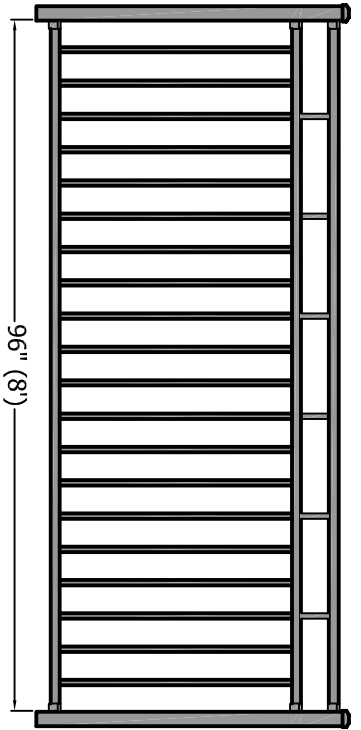
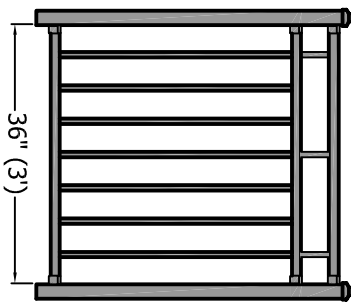


Riviera III Sections

(Style C33)

REV.	LOC.	REVISION	DATE



NOTE:
 Sections are available 36" and 42" tall
 Railing is shown at 42" tall
 Distance between pickets is 3.875" (3 7/8")
 End spacing for sections is NOT equal to picket spacing
 Distance between top and mid rail is 3.875" (3 7/8")

4

3

2

1

FINISH:	3446 US 6 EAST Bremen, IN 46506	DSI Digster Inc.
SHEET SIZE = C	DRAWN BY: wjm	PART NUMBER: C33 Section Drawings
SCALE = none	DATE DRAWN: 12-01-2009	Riviera Alternate 2 Picket Top
STANDARD TOLERANCES: .00 ±.01 FRACTIONS: ANG. ±.5° ±1/8"	LOC ACAD: Z:/projects/projects 2009/CA/	PART NAME: C33 section drawings
DRAFT: 20091202-2	LOC PDF: Z:/projects/projects 2009/CA/	REV.